

BPSUNNY1
 May 23, 2000



MIRACLE
RECREATION EQUIPMENT COMPANY



INSTALLATION INSTRUCTIONS TOP VIEW & FOOTING LAYOUT

PAGE
1 OF 5

BROOKLYN PARK, MN

SUNNY ACRES PARK

DRAWING NUMBER:
27262

WORK ORDER NUMBER(S):
474004

DATE:
7/6/00
JAY WEBBER

IMPORTANT SAFETY NOTE:

IT IS THE RESPONSIBILITY OF THE PLAYGROUND OWNER/OPERATOR TO ENSURE THAT THE APPROPRIATE TYPE AND DEPTH OF CUSHIONING MATERIAL (PROTECTIVE SURFACING) IS USED. THE CUSHIONING MATERIAL MUST BE INSTALLED AND MAINTAINED IN THE "USE ZONE" AREA UNDER AND ALL AROUND THE PLAYGROUND EQUIPMENT. FOR COMPLETE SURFACING AND USE ZONE INFORMATION PLEASE REFER TO THE U.S. CONSUMER PRODUCT SAFETY COMMISSION'S (CPSC) "HANDBOOK FOR PUBLIC PLAYGROUND SAFETY" SECTION 4 (SURFACING), SECTION 5 (USE ZONES), APPENDIX C AND APPENDIX D.

THIS PLAY SYSTEM FOLLOWS THE RECOMMENDATIONS CONTAINED IN THE U.S. CONSUMER PRODUCT SAFETY COMMISSION'S "HANDBOOK FOR PUBLIC PLAYGROUND SAFETY" REGARDING EQUIPMENT DESIGNED FOR:

5 - 12 YEAR OLD CHILDREN

THERE CAN BE LARGE DISPARITIES IN THE ABILITIES OF CHILDREN OF SIMILAR AGES. PARENTS MUST BE RESPONSIBLE FOR LIMITING THEIR CHILDREN TO THOSE ACTIVITIES THAT ARE APPROPRIATE AND SAFE FOR THEIR CHILDREN'S INDIVIDUAL ABILITIES.

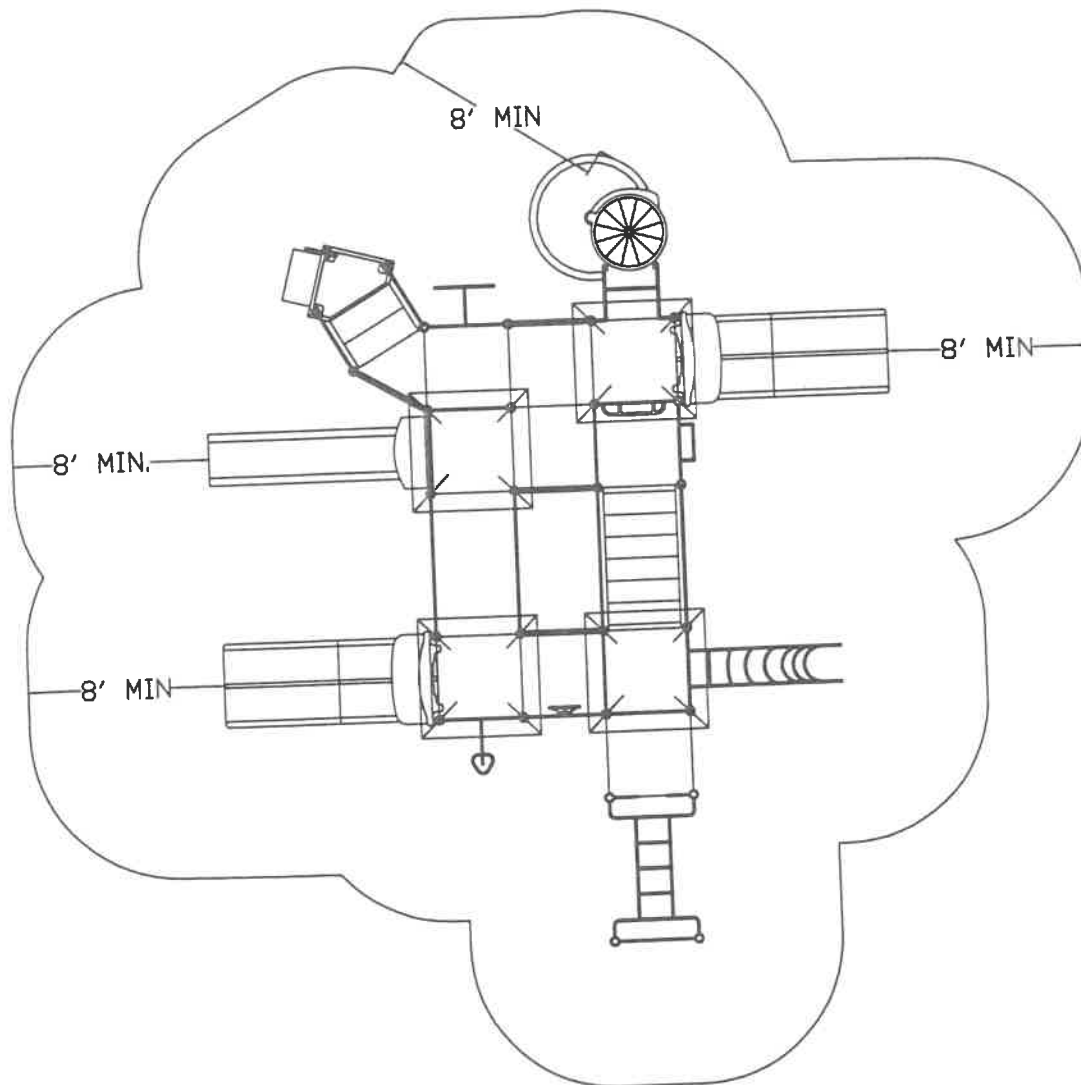
MIRACLE RECREATION EQUIPMENT COMPANY

P.O. BOX 420 HWY 60 & BRIDLE LANE
MONETT, MISSOURI 65708
PHONE: 1-800-523-4202

IMPORTANT NOTE:
THE LINE SHOWN AROUND THIS
PLAYSYSTEM REPRESENTS THE
PERIMETER OF THE MINIMUM
"USE ZONE" REQUIRED. THIS
"USE ZONE" MUST EXTEND AT
LEAST SIX (6) FEET FROM ALL
SIDES OF THE PLAYSYSTEM,
EXCEPT AS SHOWN OFF THE
END OF EACH SLIDE.

USE ZONE
SCALE: $1/8" = 1'-0"$

PAGE
2 OF 5



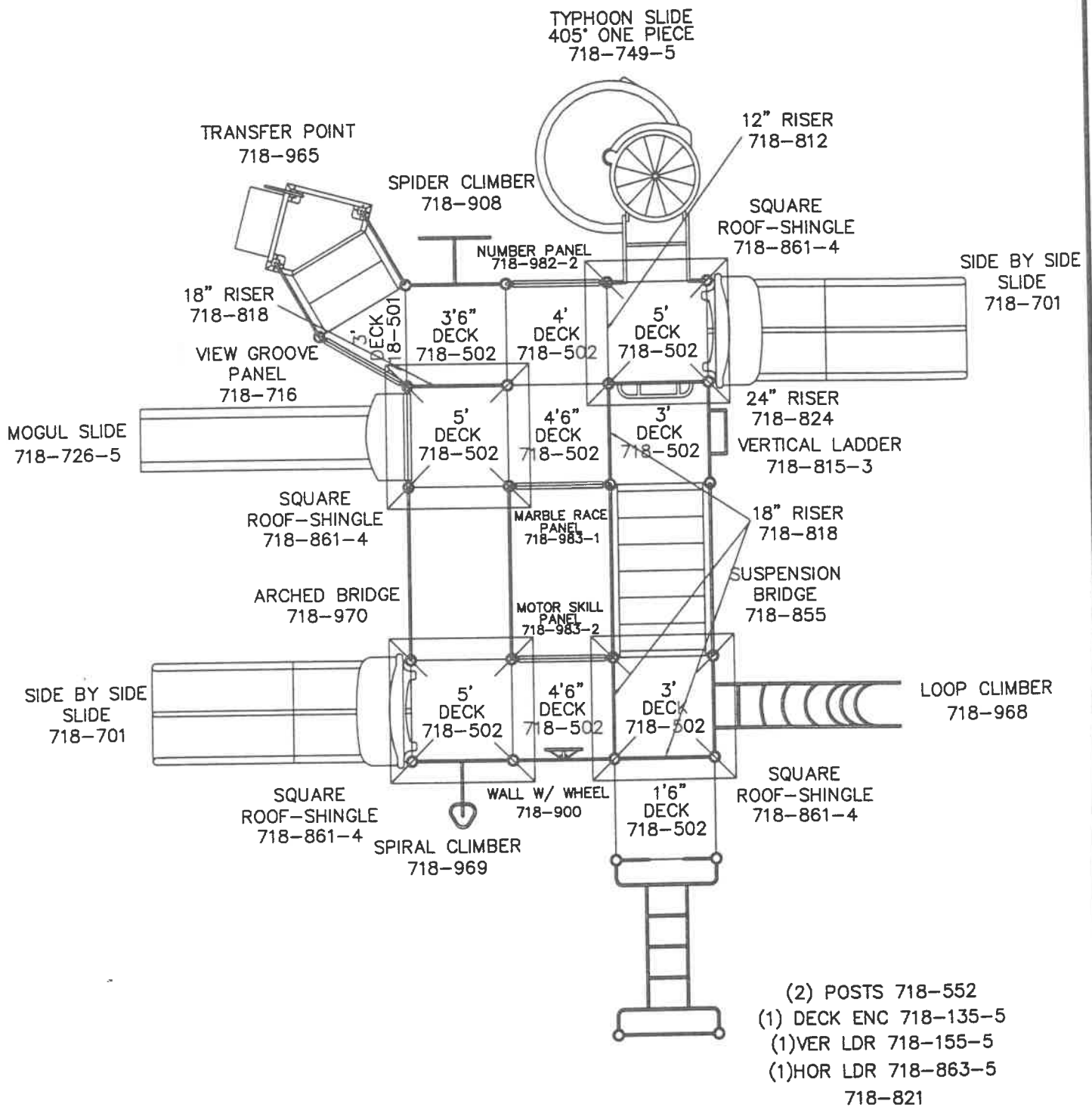
GROUND SPACE: 29' X 33'
PROTECTIVE AREA: 45' X 45'

27262

TOP VIEW

SCALE: 1" = 5'-0"

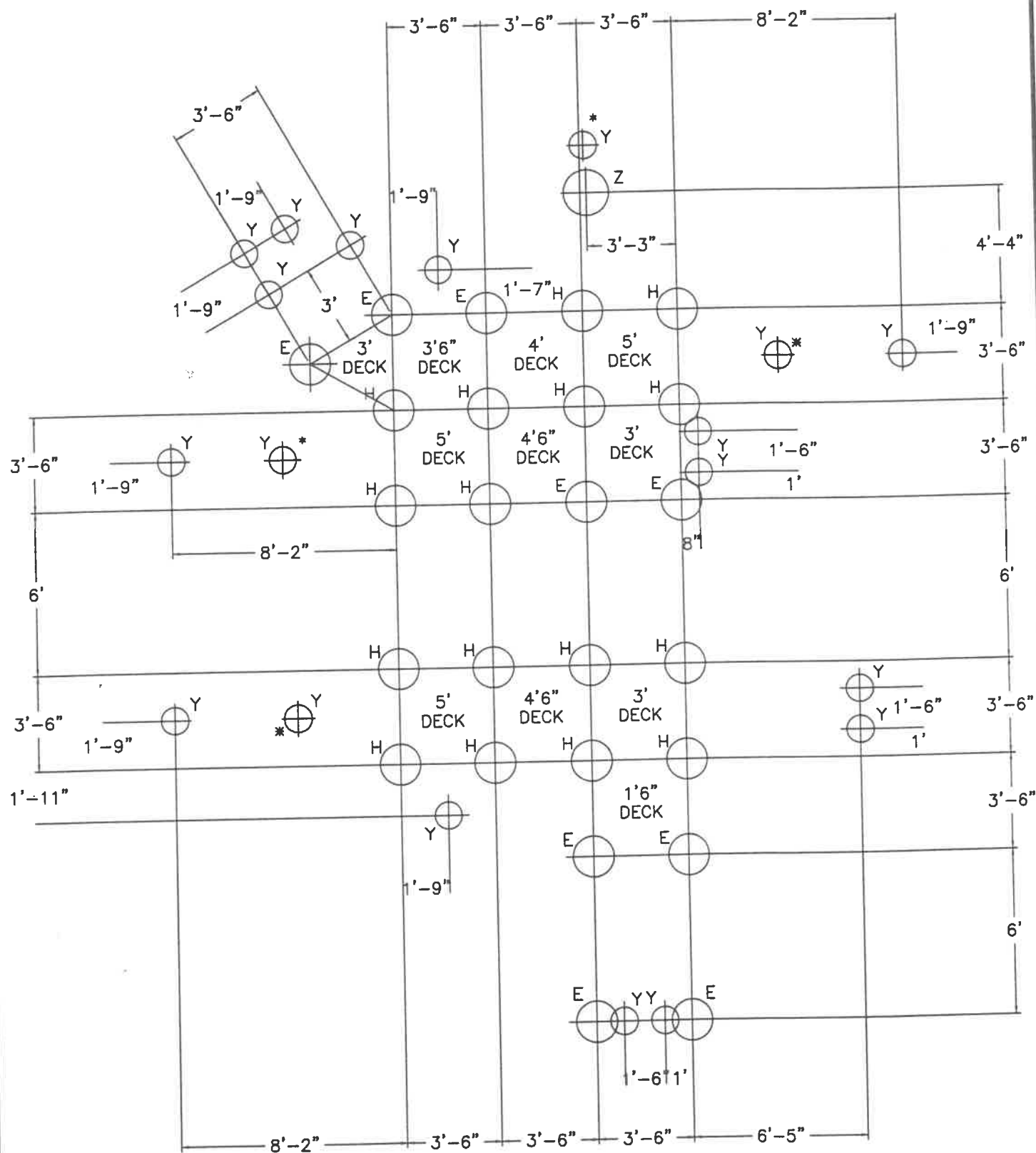
PAGE
3 OF 5



27262

FOOTING LAYOUT
SCALE: 1" = 5'-0"

PAGE
4 OF 5



IMPORTANT NOTE: DO NOT POUR CONCRETE FOR FOOTINGS UNTIL ALL COMPONENTS ARE INSTALLED.

27262

FOOTING INFORMATION

PAGE
5 OF 5

POST LOCATION:

FOOTING	MODEL	POST LENGTH
A.	NONE	
B.	NONE	
C.	NONE	
D.	718-551	100" POST.
E.	718-552	130" POST.
F.	718-553	148" POST.
G.	718-572	138" POST.
H.	718-573	162" POST.
J.	718-574	180" POST.
K.	718-583	151" ARCH.
L.	718-585	175" ARCH.
M.	718-586	193" ARCH.
N.	718-555	70" POST.

FOOTING SCHEDULE:

A-N. 18" DIA. X 18" DEEP.
 X. 18" DIA. X 18" DEEP.
 Y. 12" DIA. X 18" DEEP.
 Z. 20" DIA. X 42" DEEP.

* LOCATIONS DETERMINED ON SITE.

FOOTING NOTES:

1. THESE FOOTING SIZES & LOCATIONS SUPERSEDE THOSE SHOWN IN THE INSTALLATION INSTRUCTIONS.
2. SOME EQUIPMENT LEGS MAY NOT REACH TO BOTTOM OF FOOTINGS.
3. ALLOW FOR BLOCK THICKNESS BY INCREASING FOOTING DEPTH WHEN APPLICABLE.

DECK & COMPONENT FOOTING DETAIL

SCALE: NONE

